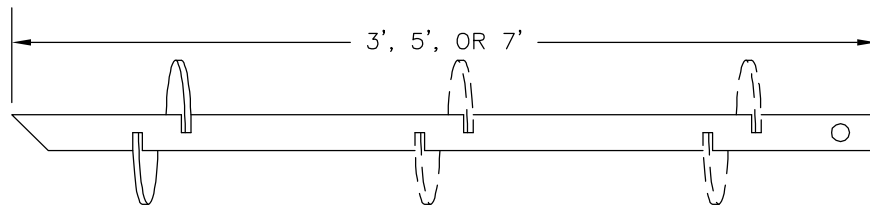


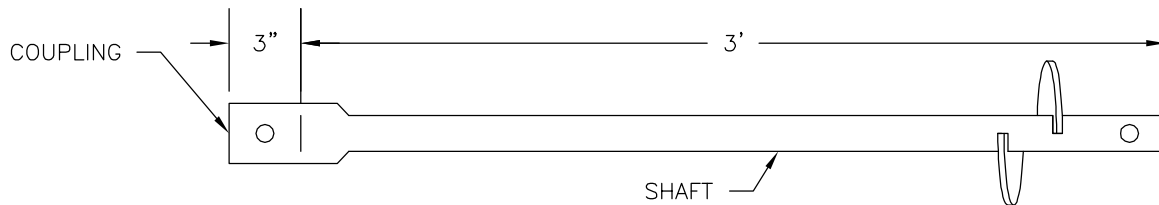
# HPC-15X

**1.5" HELI-PILE® CONVENTIONAL HELICAL PILE**  
 CATALOG NUMBERS BEGINNING WITH HPCL-15X AND HPCE-15X  
 (EXTRA HIGH STRENGTH SHAFT STEEL, Fy=90 KSI)



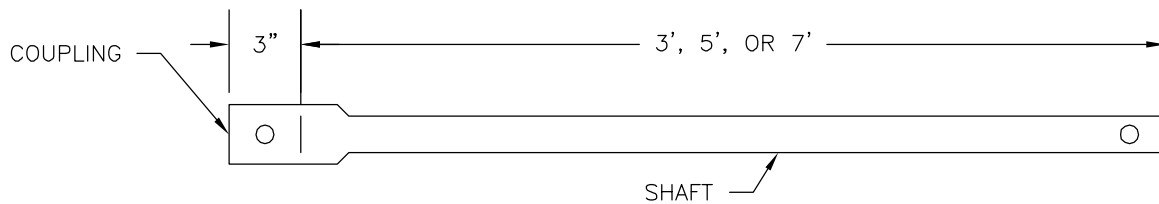
## LEAD SECTION SINGLE OR MULTIPLE HELIX

NO SCALE



## HELIX EXTENSION

NO SCALE



## PLAIN EXTENSION

NO SCALE

1. THIS DRAWING COVER 1.5" HELI-PILE® SOLID ROUND CORNER SQUARE SHAFT HELICAL PILES. (CATALOG NUMBERS BEGINNING WITH HPCL-15X & HPCE-15X)
2. SOLID ROUND CORNER SQUARE SHAFT MATERIAL IS PER ASTM A29 OR AISI 1530, Fy=90 KSI
3. ALL HELIX MATERIAL IS 0.5" THICK AND IS PER ASTM A656 Gr 80 TYPE 7 (Fy=80 KSI).
4. CONNECTION BOLTS ARE 0.75" DIAMETER ASTM A449 (Fy = 105ksi), 3" LONG, THREADS OUTSIDE THE SHEAR ZONE.
5. ALL WELDS MINIMUM 0.25" FILLET WITH ER80S ELECTRODE.
6. ALL STEEL IS GALVANIZED PER ASTM B633-85 FE/ZN 5, TYPE III
7. ULTIMATE AXIAL MECHANICAL CAPACITY IS 70,000 LBS.
8. ULTIMATE SHAFT TORQUE CAPACITY IS 7,000 FT-LBS.
9. ULTIMATE HELIX MECHANICAL CAPACITY: 6"-12" DIAMETER = 70,000 LBS, 14" DIAMETER = 56,000 LBS
10. COUPLER STEEL 2.75" OD, 0.375" WALL DOM PIPE PER ASTM A513 GR 1026 (FY = 45 KSI) COLD FORGED SQUARE

THIS DRAWING AND THE INFORMATION CONTAINED HEREON ARE THE PROPERTY OF IMR, Inc. THIS DRAWING IS INTENDED FOR THE SOLE USE OF IMR, Inc., AND ITS AUTHORIZED CLIENTS ONLY.

# HELI-PILE®



IMR, Inc. - DENVER  
 5135 Ward Road, Wheat Ridge, Colorado, 80033 USA  
 303-423-0591 Fax: 303-423-9155  
 www.helipile.com

## SPECIFICATION SHEET

DRAWN BY: RJV ENGINEER: JSP

1.5" CONVENTIONAL  
EXTRA HIGH STRENGTH  
HELICAL PILES

HPC-15X.DWG SHEET 1 OF 1  
 DATE: 07/24/09 REVISION: 2